
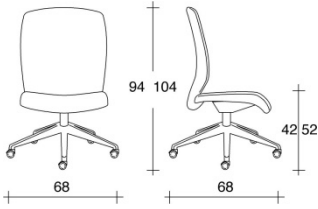
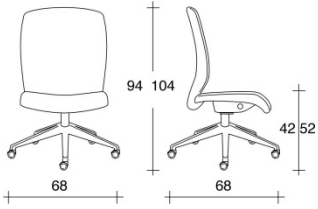
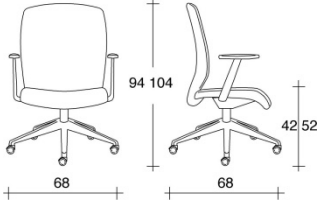
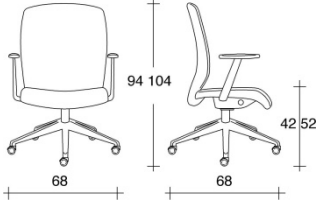
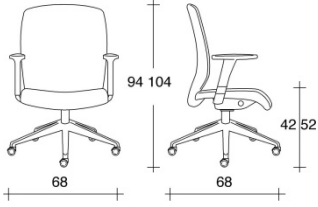
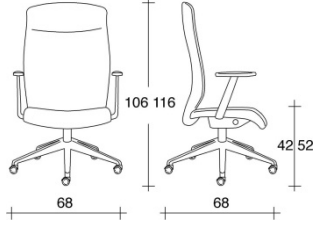
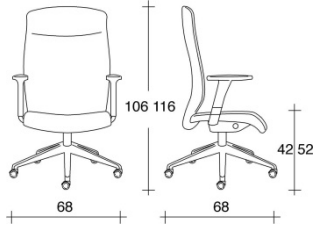
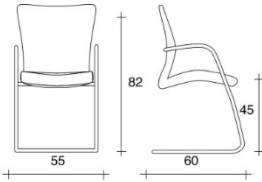
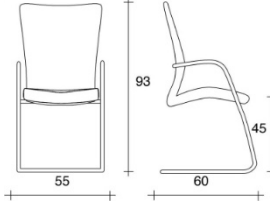


	GAS-LIFT	SYNCRO-MAX MECH. 
<p>Low back / dossier basse</p> <p>without arms / sans accoudoirs</p>	 <p>276/C</p>	 <p>276/M</p>
<p>Low back / dossier basse</p> <p>"T" fixed arms / Accoudoirs "T" fixes</p>	 <p>277/C</p>	 <p>277/M</p>
<p>Low back / dossier basse</p> <p>adjustable "T" arms / Accoudoirs "T" réglables</p>		 <p>277/4M</p>
<p>High back / dossier haut</p> <p>"T" fixed arms / Accoudoirs "T" fixes</p>		 <p>278/M</p>
<p>High back / dossier haut</p> <p>adjustable "T" arms / Accoudoirs "T" réglables</p>		 <p>278/4M</p>
	 <p>285</p>	 <p>286</p>