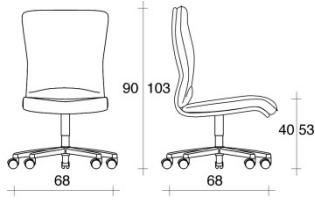
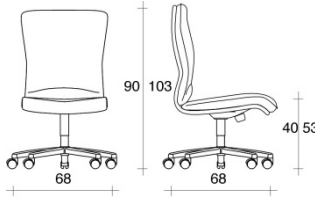
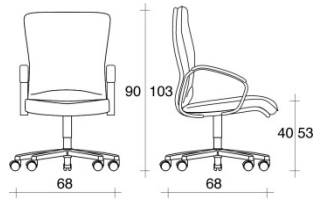
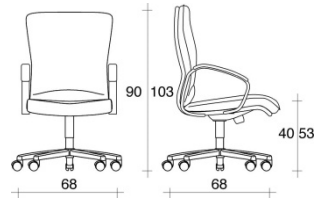
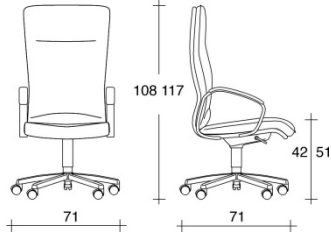

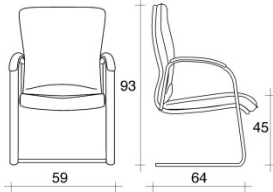


	GAS-LIFT	COMPACT-LINE MECH. <small>EN 1335</small>	SYNCRO-MAX MECH. <small>EN 1335</small>
<p>Low back / dossier basse</p> <p>without arms / sans accoudoirs</p>	 <p>351/C</p>	 <p>351/E</p>	
<p>Low back / dossier basse</p> <p>contour arms / Accoudoirs "contour"</p>	 <p>352/C</p>	 <p>352/E</p>	
<p>Medium back / dossier moyen</p> <p>contour arms / Accoudoirs "contour"</p>			 <p>353/M</p>
<p>High back / dossier haut</p> <p>contour arms / Accoudoirs "contour"</p>			 <p>355/M</p>
	 <p>354</p>		