
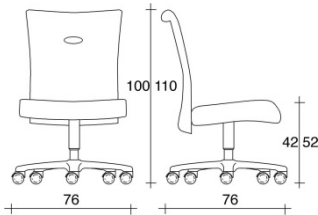
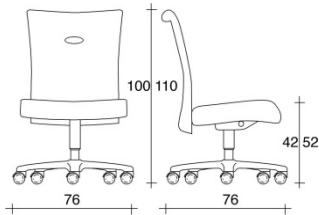
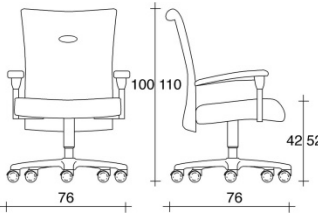
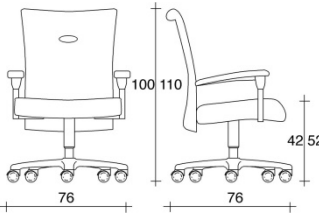
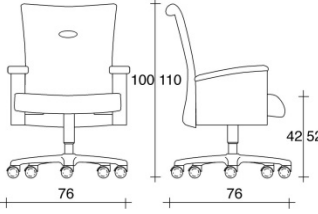
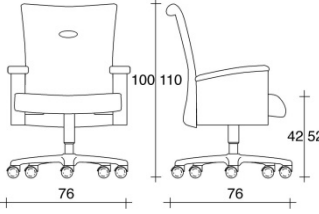
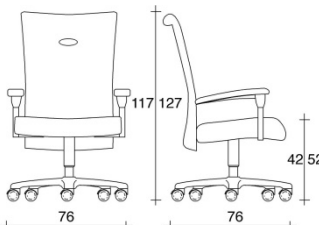
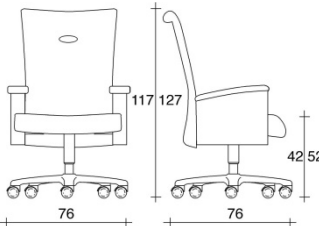
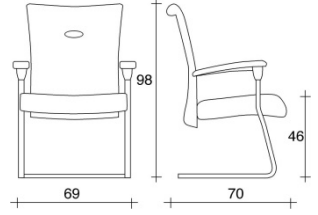
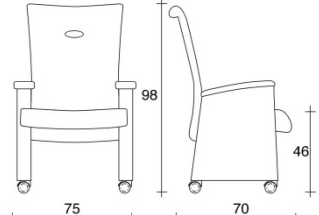


	GAS-LIFT	SYNCR-MAX MECH. 
<p><b>Low back / dossier basse</b></p> <p><b>without arms / sans accoudoirs</b></p>	 <p><b>361/C</b></p>	 <p><b>361/M</b></p>
<p><b>Low back / dossier basse</b></p> <p><b>contour arms / Accoudoirs "contour"</b></p>	 <p><b>362/C</b></p>	 <p><b>362/M</b></p>
<p><b>Low back / dossier basse</b></p> <p><b>fully uph. arms / Accoudoirs "rembourres"</b></p>	 <p><b>362/2C</b></p>	 <p><b>362/2M</b></p>
<p><b>High back / dossier haut</b></p> <p><b>contour arms / Accoudoirs "contour"</b></p>		 <p><b>363/M</b></p>
<p><b>High back / dossier haut</b></p> <p><b>fully uph. arms / Accoudoirs "rembourres"</b></p>		 <p><b>363/2M</b></p>
	 <p><b>364</b></p>	 <p><b>365</b></p>